

• Research report •

## Synthesis and Fungicidal Activities of (E)- $\alpha$ -Oxocyclododecanone Oxime Ethers

LIM ing-ke LIANG Xiao-mei QIN Zhao-hai WANG Dao-quan\*

(Key Laboratory of Pesticide Chemistry and Application Technology, Department of Applied Chemistry,  
China Agricultural University, Beijing 100094, China)

**Abstract** A series of (E)- $\alpha$ -oxocyclododecanone oxime ethers (**5**) were synthesized by oximation of cyclododecanone followed by etherification in yields of 59% ~ 92%. Their structures were confirmed by IR, <sup>1</sup>H NMR, <sup>13</sup>C NMR and elemental analysis. The (E)-configuration was confirmed by single crystal X-ray diffraction analysis of a representative compound (**5o**). Bioassay results showed that most of the title compounds present good fungicidal activities against *Rhizoctonia solani*, *Cladosporium cucumerinum*, *Colletotrichum orbiculare*, *Botrytis cinerea*, *Fusarium oxysporum* and *Phomopsis asparagi*. For example, the EC<sub>50</sub> values of **5k** against mentioned-above six fungi were 13.9, 12.19, 14.3 mg/L, respectively.

**Key words** (E)- $\alpha$ -oxocyclododecanone oxime ether; synthesis; configuration; fungicidal activity

## (E)- $\alpha$ -氧代环十二酮肟醚的合成及其杀菌活性

李明磊, 梁晓梅, 覃兆海, 王道全\*

(农业部农药化学及应用技术重点开放实验室, 中国农业大学 应用化学系 北京 100094)

**摘要:**由环十二酮先后经肟化和醚化反应合成了一系列(E)- $\alpha$ -氧代环十二酮肟醚, 收率 59% ~ 92%。其结构经 IR, <sup>1</sup>H NMR, <sup>13</sup>C NMR 确证。以化合物 **5o** 为代表, 通过单晶 X-衍射分析确证了其构型为 E 式。生物测定结果表明, 多数化合物对蔬菜苗期立枯病菌、黄瓜黑星病菌、黄瓜炭疽病菌、瓜类灰霉病菌, 棉花枯萎病菌和芦笋茎枯病菌的生长有良好的抑制活性。如 **5k** 对上述 6 种病原菌的 EC<sub>50</sub> 值分别为 13.9, 12.19, 14.3 mg/L。

**关键词:** (E)- $\alpha$ -氧代环十二酮肟醚; 合成; 构型; 杀菌活性

中图分类号: O 623.542

文献标识码: A

文章编号: 1008-7303(2006)03-0209-05

In recent years, the pesticidal activities of 12-membered ring derivatives have been studied systematically and more than ten series of cyclododecanone derivatives have been synthesized in our laboratory. Previous results showed that most of them exhibited good pesticidal activities. For example, compounds in series **1**<sup>[1]</sup> and **2**<sup>[2]</sup> have good fungicidal activities and

compounds in series **3**<sup>[3]</sup> and **4**<sup>[4]</sup> have good herbicidal activities.

It is also known that oxime ethers present fungicidal or antiviral activity<sup>[5-8]</sup>. In this paper we report the synthesis of a series of (E)- $\alpha$ -oxocyclododecanone oxime ethers (**5**) and their fungicidal activities against some economically important fungal species **5**

**Received:** Feb. 14, 2006 **Revised May:** 08, 2006

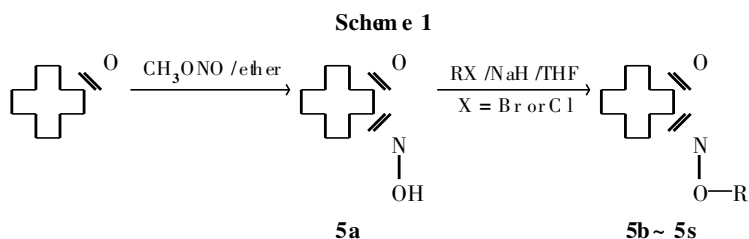
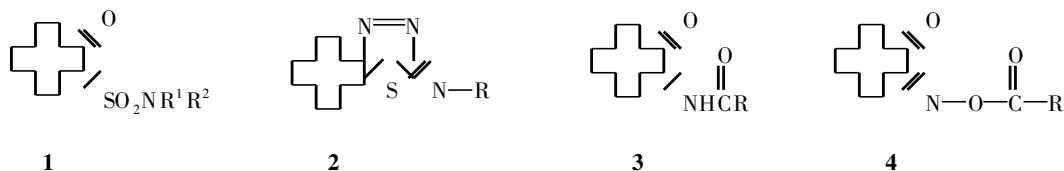
**Biography:** LIM ing-ke female, Ph. D., major in pesticide science and organic chemistry. \* **Correspondence author:** WANG Dao-quan (1944-), male, professor. **Tel/Fax:** 010-62732219 **E-mail:** wangdq@cau.edu.cn

**Foundation items:** Supported by the National Basic Research Program of China ("973" Plan) (2003CB114407).

© 1994-2012 China Academic Journal Electronic Publishing House. All rights reserved. <http://www.cnki.net>

was synthesized by oximation of cyclododecanone

followed by etherification (Scheme 1).



## 1 Experimental

### 1.1 Apparatus and material

Shimadzu IR-435 spectrophotometer (KBr disk or liquid films); Bruker DPX300 spectrometer (TMS as internal standard, CDCl<sub>3</sub> or CD<sub>3</sub>COCD<sub>3</sub> as solvent); ST-02 Elementary analyzer; Yanaginoto melting-point apparatus (The melting point was uncorrected). The solvents and reagents were used as received or dried prior to use as needed.

### 1.2 Synthesis of (*E*)- $\alpha$ -oxocyclododecanone oxime (**5a**)

Compound **5a** was prepared according to references<sup>[4,9]</sup>.

### 1.3 Typical synthetic procedure for compounds **5b**~**5s**

To a solution of NaH (0.013 mol) in THF (10 mL) was added a solution of **5a** (0.01 mol) in THF (10 mL) with stirring at room temperature and the mixture was then stirred at the same temperature for 1.5 h. A solution of alkyl halide (0.01 mol) in THF (12 mL) was added dropwise via a dropping funnel and the mixture was stirred for another 12 h. The solvent was removed under vacuum and the residue was treated with water (20 mL) and chloroform (20 mL). The organic phase was separated and washed with water, dried over anhydrous MgSO<sub>4</sub>, and concentrated under vacuum to yield the crude product. Purification by silica gel column chromatography with hexane+ethyl acetate (1:10 by volume) gave the target compounds of series **5**.

### 1.4 X-ray diffraction analysis of **5o**

A single crystal of compound **5o** was grown from a mixture of *n*-hexane and ethyl acetate (5:1, V/V). The X-ray diffraction intensities were collected at

room temperature from the single crystal (0.60 mm  $\times$  0.45 mm  $\times$  0.10 mm) on a Rigaku AFC 6S four circle X-ray diffractometer with MoK $\alpha$  radiation ( $\lambda$  = 0.071073), by using the  $\omega/2\theta$  scan technique. The intensities were collected for Lorentz-Polarization effects and empirical absorption. The structure was solved by using the Patterson method with subsequent difference-Fourier synthesis and refined by full matrix least-squares method with anisotropic thermal factors. All the hydrogen atoms were placed in calculated positions. All the calculations were performed by using the SHELX-97 system of computer programs.

### 1.5 Bioassay of fungicidal activities

Fungicidal activities of compounds of series **5** against *Rhizoctonia solani*, *Kühniella sporium*, *Cucumerinum Ell et Arthur*, *Colletotrichum orbiculare* Arix, *Botrytis cinerea* Pers, *Fusarium oxysporum* Schl f sp and *Phomopsis asparagi* Bubak were evaluated using mycelium growth rate test according to reference<sup>[10]</sup>. Fungicidal activities of commercial fungicides carbendazim or procymidone as a control against mentioned-above six fungi were evaluated at the same condition.

## 2 Discussion and conclusion

### 2.1 Configuration of compounds in series **5**

The physico-chemical and elementary analysis data of compounds in series **5** were shown in Table 1 and spectral data were shown in Table 2.

Selected crystal data of compound **5o** are shown in Table 3, and the crystal structure of compound **5o** is shown in Fig. 1.

Table 1 Physico-chemical and elemental analysis data of compounds **5b**~ **5s**

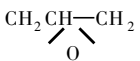
Compd	R	Mp /C	Yield (%)	Elemental analysis (Calcd, %)		
				C	H	N
<b>5b</b>	CH <sub>3</sub>	/	65	69.68(69.30)	10.47(10.29)	6.23(6.22)
<b>5c</b>	Et	/	70	70.40(70.25)	10.67(10.53)	5.84(5.85)
<b>5d</b>	n-Pr	/	63	71.33(71.10)	10.27(10.74)	5.92(5.53)
<b>5e</b>	n-Bu	/	61	71.90(71.86)	11.01(10.93)	5.41(5.24)
<b>5f</b>	(CH <sub>2</sub> ) <sub>2</sub> Br	41.0~42.5	59	53.18(52.84)	7.71(7.60)	4.26(4.40)
<b>5g</b>	CH <sub>2</sub> CH=CH <sub>2</sub>	/	68	71.60(71.67)	10.01(10.02)	5.43(5.57)
<b>5h</b>		/	80	67.50(67.38)	9.60(9.42)	5.34(5.24)
<b>5i</b>	(CH <sub>2</sub> ) <sub>2</sub> CN	/	84	68.37(68.15)	9.21(9.15)	11.01(10.60)
<b>5j</b>	CH <sub>2</sub> CO <sub>2</sub> H	100~101	86	62.26(62.43)	8.37(8.61)	4.98(5.20)
<b>5k</b>	CH <sub>2</sub> CO <sub>2</sub> CH <sub>3</sub>	42~43	86	63.57(63.58)	8.85(8.89)	4.59(4.94)
<b>5l</b>	CH <sub>2</sub> CONH <sub>2</sub>	134~135	73	62.89(62.66)	9.13(9.01)	10.39(10.44)
<b>5m</b>	C <sub>6</sub> H <sub>5</sub> CH <sub>2</sub>	/	92	75.84(75.71)	9.05(9.03)	4.59(4.65)
<b>5n</b>	4-Cl-C <sub>6</sub> H <sub>4</sub> CH <sub>2</sub>	60~61	81	68.35(67.94)	7.96(7.80)	4.08(4.17)
<b>5o</b>	4-FC <sub>6</sub> H <sub>4</sub> CH <sub>2</sub>	120~123	82	71.74(71.44)	8.20(8.20)	4.30(4.38)
<b>5p</b>	2-F-4-Br-C <sub>6</sub> H <sub>3</sub> CH <sub>2</sub>	42~42.5	84	57.57(57.29)	6.28(6.33)	3.48(3.52)
<b>5q</b>	3-4-Cl <sub>2</sub> -C <sub>6</sub> H <sub>3</sub> CH <sub>2</sub>	52~53	82	61.57(61.63)	6.79(6.80)	3.62(3.78)
<b>5r</b>	2-F-6-Cl-C <sub>6</sub> H <sub>3</sub> CH <sub>2</sub>	65~67	68	64.81(64.49)	7.21(7.12)	3.76(3.96)
<b>5s</b>	CH <sub>2</sub> CONH-C <sub>6</sub> H <sub>3</sub> (Me) <sub>2</sub>	36~38	88	71.17(70.94)	8.75(8.66)	7.54(7.52)

Table 2 Spectral data of compound **5b**~ **5s**

Compds	<sup>1</sup> H NMR, $\delta$	<sup>13</sup> C NMR, $\delta$
<b>5b</b>	1.14~1.26(m, 12H), 1.43~1.53(m, 2H), 1.71~1.76(m, 2H), 2.60~2.64(m, 2H), 2.77~2.82(m, 2H), 4.02(s, 3H)	22.3, 23.1, 23.3, 23.4, 23.8, 24.5, 24.9, 26.1, 26.2, 38.0, 62.8, 158.6, 200.7
<b>5c</b>	1.21~1.36(m, 15H), 1.46~1.53(m, 2H), 1.72~1.76(m, 2H), 2.61~2.65(m, 2H), 2.78~2.82(m, 2H), 4.27(q, 2H, J = 7.2 Hz)	14.8, 22.3, 23.1, 23.29, 23.31, 23.9, 24.5, 24.8, 26.1, 26.2, 38.1, 70.8, 158.3, 201.0
<b>5d</b>	0.98(t, 3H, J = 7.5 Hz), 1.21~1.26(m, 12H), 1.43~1.51(m, 2H), 1.68~1.80(m, 4H), 2.61~2.66(2H, m), 2.77~2.81(m, 2H), 4.18(t, 2H, J = 6.6 Hz)	10.2, 22.1, 22.5, 23.0, 23.2, 23.8, 24.5, 24.8, 26.0, 26.1, 37.9, 76.8, 158.1, 200.8
<b>5e</b>	0.96(t, 3H, J = 7.4 Hz), 1.21~1.26(m, 12H), 1.39~1.51(m, 4H), 1.66~1.75(m, 4H), 2.61~2.65(m, 2H), 2.77~2.81(m, 2H), 4.22(t, 2H, J = 6.6 Hz)	13.8, 19.0, 22.2, 23.1, 23.31, 23.33, 23.9, 24.5, 24.9, 26.0, 26.2, 31.3, 38.0, 75.1, 158.1, 200.9
<b>5f</b>	1.22~1.26(m, 12H), 1.49~1.53(m, 2H), 1.71~1.75(m, 2H), 2.64~2.69(m, 2H), 2.77~2.81(m, 2H), 3.60(t, 2H, J = 6.2 Hz), 4.49(t, 2H, J = 6.2 Hz)	22.6, 23.1, 23.3, 23.8, 24.5, 25.0, 26.1, 26.2, 29.4, 38.2, 74.2, 159.6, 200.5
<b>5g</b>	1.22~1.26(m, 12H), 1.48~1.54(m, 2H), 1.71~1.75(m, 2H), 2.63~2.67(m, 2H), 2.77~2.81(m, 2H), 4.70~4.73(m, 2H), 5.23~5.37(m, 2H), 5.94~6.08(m, 1H)	22.4, 23.2, 23.34, 23.35, 23.8, 24.6, 24.9, 26.1, 38.2, 76.0, 118.0, 133.7, 158.8, 200.9
<b>5h</b>	1.22~1.26(m, 12H), 1.49~1.53(m, 2H), 1.72~1.76(m, 2H), 2.65~2.69(m, 3H), 2.78~2.82(m, 2H), 2.87(dd, 1H, J <sub>1</sub> = 4.8 Hz, J <sub>2</sub> = 4.2 Hz), 3.25~3.30(m, 1H), 4.20(1 dd H, J <sub>1</sub> = 12.0 Hz, J <sub>2</sub> = 5.9 Hz), 4.40(dd, 1H, J <sub>1</sub> = 12.0 Hz, J <sub>2</sub> = 3.6 Hz)	22.5, 23.1, 23.25, 23.31, 23.7, 24.5, 24.8, 26.1, 26.2, 38.2, 44.7, 50.0, 75.8, 159.3, 200.5
<b>5i</b>	1.23~1.28(m, 12H), 1.49~1.53(m, 2H), 1.67~1.73(m, 2H), 2.65~2.69(m, 2H), 2.76~2.82(m, 4H), 4.43(t, 2H, J = 6.2 Hz)	22.6, 22.9, 23.1, 23.5, 24.4, 24.8, 25.9, 26.1, 38.1, 60.2, 69.0, 116.9, 160.2, 199.9

Continued

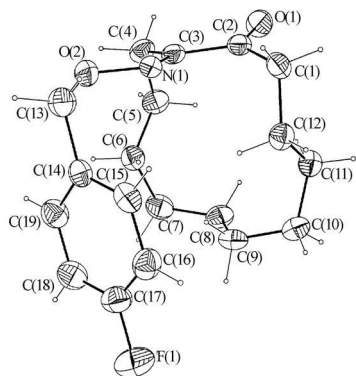
Compds	<sup>1</sup> H NMR, δ	<sup>13</sup> C NMR, δ
<b>5j</b>	1. 22~ 1. 27(m, 12H), 1. 47~ 1. 51(m, 2H), 1. 69~ 1. 74(m, 2H), 2. 67~ 2. 71(m, 2H), 2. 74~ 2. 79(m, 2H), 4. 81( s 2H)	22. 8 23. 1, 23. 2 23. 2 23. 3, 23. 7, 24. 5, 24. 8, 26. 2, 26. 3 38. 5, 70. 8 160. 1, 174. 9, 200. 4
<b>5k</b>	1. 22~ 1. 26(m, 12H), 1. 47~ 1. 52(m, 2H), 1. 70~ 1. 74(m, 2H), 2. 67~ 2. 70(m, 2H), 2. 71~ 2. 75(m, 2H), 3. 79( s 3H), 4. 76( s 2H)	22. 7 23. 09, 23. 11, 23. 2 23. 6 24. 5, 24. 7 26. 1, 26. 3, 38. 5 51. 9, 71. 4 159. 7, 169. 6, 200. 4
<b>5l</b>	1. 22~ 1. 26(m, 12H), 1. 54~ 1. 58(m, 2H), 1. 70~ 1. 74(m, 2H), 2. 70~ 2. 74(m, 2H), 2. 77~ 2. 81(m, 2H), 4. 72( s 2H), 5. 65( s 1H), 6. 05( s 1H)	23. 0 23. 09, 23. 12, 23. 6 24. 4 25. 2, 26. 1 26. 3, 38. 3, 73. 8 160. 7, 171. 4 199. 9
<b>5m</b>	1. 10~ 1. 18(m, 12H), 1. 43~ 1. 47(m, 2H), 1. 61~ 1. 65(m, 2H), 5. 23(m, 2H), 7. 31~ 7. 41(m, 5H)	22. 3 23. 1, 23. 15, 23. 17, 23. 7 24. 4, 24. 8 26. 0, 26. 1, 38. 0 77. 2, 128. 0 128. 3, 128. 5, 137. 2 158. 7, 200. 6
<b>5n</b>	1. 10~ 1. 18(m, 12H), 1. 42~ 1. 46(m, 2H), 1. 58~ 1. 62(m, 2H), 2. 61~ 2. 65(m, 2H), 2. 73~ 2. 77(m, 2H), 5. 19( s 2H), 7. 30~ 7. 34(m, 4H)	22. 5 23. 08, 23. 13, 23. 8 24. 4 24. 8, 26. 0 26. 2, 38. 2, 76. 4 128. 6 130. 0 134. 1, 135. 8, 159. 1 200. 6
<b>5o</b>	1. 08~ 1. 18(m, 12H), 1. 42~ 1. 46(m, 2H), 1. 60~ 1. 64(m, 2H), 2. 61~ 2. 65(m, 2H), 2. 73~ 2. 78(m, 2H), 5. 19( s 2H), 7. 02~ 7. 07(m, 2H), 7. 34~ 7. 39(m, 2H)	22. 4 23. 11, 23. 14, 23. 8 24. 4, 24. 8 26. 03, 26. 10, 76. 4 (d, J <sub>C-F</sub> = 0. 5 Hz), 115. 2 (d, J <sub>C-F</sub> = 21. 5 Hz), 130. 5 (d, J <sub>C-F</sub> = 8. 2 Hz), 133. 1 (d, J <sub>C-F</sub> = 3. 2 Hz), 158. 9, 162. 7 (d, J <sub>C-F</sub> = 246. 6 Hz), 200. 6
<b>5p</b>	1. 06~ 1. 17(m, 12H), 1. 38~ 1. 47(m, 2H), 1. 56~ 1. 60(m, 2H), 5. 24( s 2H), 7. 24~ 7. 33(m, 3H)	22. 4 23. 01, 23. 048, 23. 054, 23. 8 24. 4 24. 6, 26. 0, 26. 1 38. 2, 70. 0 (d, J <sub>C-F</sub> = 2. 9 Hz), 119. 1 (d, J <sub>C-F</sub> = 24. 8 Hz), 122. 7 (d, J <sub>C-F</sub> = 9. 5 Hz), 123. 8 (d, J <sub>C-F</sub> = 14. 9 Hz), 127. 4 (d, J <sub>C-F</sub> = 3. 7 Hz), 132. 3 (d, J <sub>C-F</sub> = 4. 8 Hz), 159. 3 (d, J <sub>C-F</sub> = 2. 0 Hz), 162. 6, 200. 5
<b>5q</b>	1. 06~ 1. 20(m, 12H), 1. 41~ 1. 45(m, 2H), 1. 49~ 1. 60(m, 2H), 2. 61~ 2. 64(m, 2H), 2. 72~ 2. 76(m, 2H), 5. 17( s 2H), 7. 12~ 7. 26(m, 1H), 7. 42~ 7. 50(m, 2H)	22. 5 22. 9, 23. 0, 23. 1, 23. 7, 24. 3, 24. 8, 26. 0, 26. 2, 38. 2 75. 6, 127. 9 130. 4 130. 7, 132. 3, 132. 6 137. 6, 159. 4 200. 4
<b>5r</b>	1. 05~ 1. 13(m, 12H), 1. 35~ 1. 44(m, 2H), 1. 49~ 1. 59(m, 2H), 2. 57~ 2. 61(m, 2H), 2. 73~ 2. 77(m, 2H), 5. 43( s 2H), 6. 98~ 7. 04(m, 1H), 7. 20~ 7. 31(m, 2H)	22. 2 22. 9, 23. 0, 23. 1, 23. 9 24. 37, 24. 44 26. 0, 26. 1, 38. 2 67. 1 (d, J <sub>C-F</sub> = 2. 6 Hz), 114. 1 (d, J <sub>C-F</sub> = 22. 9 Hz), 123. 4 (d, J <sub>C-F</sub> = 17. 6 Hz), 125. 3 (d, J <sub>C-F</sub> = 3. 5 Hz), 130. 6 (d, J <sub>C-F</sub> = 9. 8 Hz), 136. 7 (d, J <sub>C-F</sub> = 5. 3 Hz), 158. 9 162. 3 (d, J <sub>C-F</sub> = 252 Hz), 200. 8
<b>5s</b>	1. 21~ 1. 25(m, 12H), 1. 54~ 1. 58(m, 2H), 1. 72~ 1. 76(m, 2H), 2. 23( s 6H), 2. 75~ 2. 79(m, 2H), 2. 81~ 2. 85(m, 2H), 4. 90( s 2H), 2. 81~ 2. 85(m, 2H), 4. 90( s 2H), 7. 07~ 7. 16(m, 2H), 7. 26~ 7. 32(m, 1H)	18. 4 23. 0, 23. 1, 23. 2 23. 3, 23. 7, 24. 4, 25. 3, 26. 0, 26. 3 38. 2, 74. 1, 127. 7, 128. 3, 132. 6, 135. 2, 161. 2, 167. 2 199. 8

Table 3 Selected crystal data for compound **5o**

Crystal system	Space group	Unit cell dimensions	v	D <sub>c</sub>
Triclinic	P-1	a = 0. 892 3(2) nm, α = 94. 05(2) b = 1. 256 3(3) nm, β = 91. 49(1) c = 0. 807 2(2) nm, γ = 89. 81(1)	0. 902 3(4) nm <sup>3</sup>	1. 176 g/cm <sup>3</sup>

Configuration of α-oxocyclododecanone oxime (**5a**) was studied by Beckmann reaction. The result indicated that **5a** has an E-configuration<sup>[4]</sup>. In this paper, the X crystal structure of a derivative of **5** O-(4-fluorobenzyl)-α-oxocyclododecanone oxime

(**5o**) was determined which not only confirmed the E-configuration of **5a** but also showed that the configuration of **5a** was not changed during the etherification. Thus other compounds in series **5** can also be assumed to have an E-configuration.

Fig 1 Crystal structure of compound **5o**

## 2.2 Fungicidal activities

As shown in Table 4, most of the compounds in series **5** exhibit good fungicidal activities against six fungal species. Although their activities against *R. solani*, *C. cucumerinum*, *B. cinerea*, *F. oxysporum* and *P. asparagi* were lower than commercial fungicides carbendazim or procymidone, but the activity of **5k**, **5p** and **5q** against *C. orbiculare* is higher than that of carbendazim. These results will be useful for the next designing step.

Table 4 Toxicity of compounds **5b**~ **5s** against six fungal species [  $EC_{50}$  / (mg/L) ]

Compds	Rhizoctonia solani	Cladosporium cucumerinum	Colletotrichum orbiculare	Botrytis cinerea	Fusarium oxysporum	Phomopsis asparagi
<b>5b</b>	15	32	50	/	60	18
<b>5c</b>	22	9	25	65	11	16
<b>5d</b>	12	16	76	12	/	39
<b>5e</b>	/	23	/	68	/	48
<b>5f</b>	67	39	39	30	/	15
<b>5g</b>	22	28	45	80	/	15
<b>5h</b>	12	9	33	25	6	11
<b>5i</b>	13	24	19	38	18	10
<b>5j</b>	69	17	/	25	54	/
<b>5k</b>	13	9	12	19	14	3
<b>5l</b>	43	/	/	20	/	/
<b>5m</b>	/	/	/	/	/	/
<b>5n</b>	/	/	/	/	/	/
<b>5o</b>	/	35	/	/	/	/
<b>5p</b>	/	39	14	28	40	17
<b>5q</b>	/	/	14	14	/	/
<b>5r</b>	/	/	/	/	/	/
<b>5s</b>	/	34	/	15	61	/
Carbendazim	2	1	17	/	2	1
Procymidone	/	/	/	3	/	/

## Acknowledgements

We would like to thank associate professors Yuan Huizhu and Qi Shuhua, Institute of Plant Protection, Chinese Academy of Agricultural Sciences for help with bioassay.

## References

- [1] WANG Xiao-ping (汪晓平), WANG Dao-quan (王道全), Synthesis and antifungal activity of N-substituted- $\alpha$ -oxocyclo dodecylsulfonamides [J]. Chem J Chin Univ (高等学校化学学报), 1997, 18(6): 889-893
- [2] CHEN Li (陈莉), WANG Dao-quan (王道全), JIN Shu-hui (金淑惠). Synthesis and fungicidal activity of 2-(1, 11-undecylidene)-5-substituted imino- $\Delta^3$ -1, 3, 4-thiadiazolines [J]. Chin J Appl Chem (应用化学), 2002, 19(3): 212-215
- [3] WANG Dao-quan (王道全), PAN Can-ping (潘灿平), HOU Xue-tai (侯学太).  $\alpha$ -Synthesis and characterization of  $\alpha$ -acylamino cyclo dodecanone [J]. Chin J Appl Chem (应用化学), 1996, 13(6): 19-23.
- [4] HOU Xue-tai (侯学太), CHEN Chang (陈昶), WANG Dao-quan (王道全). Synthesis and herbicidal activities of (E)-O-aryloxy- $\alpha$ -oxocyclo dodecanone oximes [J]. Chin J Pestic Sci (农药学报), 1999, 1(1): 40-44.
- [5] Wilhelm B, Gerdt H, Klaus J et al. Substituted pyrazolin-5-one composition containing them, and method of combating fungal bacteria [P]. DE 3528753, 1987-02-19.
- [6] Massignani G, Katsos M, Gennini C. Fungicidal activity of a series of phenylpyridyl ketoximes and their O-acetyl derivatives [J]. Pesti Sci, 1989, 26: 209-214.
- [7] Eberhard A, Remy B, Reinhard K, et al. Oxime ethers and fungicides containing them [P]. EP 0498188, 1992-08-12.
- [8] HUANG Run-qiu (黄润秋), LI Hu-ying (李慧英), MA Jun-an (马君安), et al. Synthesis of O-(4-quinazolinyl) oxime ethers and their antifungal activity [J]. Chem J Chin Univ (高等学校化学学报), 1996, 17: 571-574.
- [9] Yates P, Wong J M cLean S. The photochemistry of  $\alpha$ -oximino ketones [J]. Tetrahedron, 1981, 37: 3357-3363.
- [10] Li X H, Yang X L, Ling Y, et al. Synthesis and fungicidal activity of novel 2-oxocycloalkylsulfonamides [J]. J Agric Food Chem, 2005, 53: 2202-2206.

(Ed JIN SH)